

CLA MEMORANDUM

DATE: November 8th, 2021

TO: Holly L. Wolcott
City Clerk

FROM: Sharon M. Tso *smtso*
Chief Legislative Analyst

Assignment No.: 21-11-0844

Update to Los Angeles Unified School District Redistricting (C.F. ~~20-0668-06~~ *20-0668-56*)

This memo is intended to provide the public an update on the Los Angeles Unified School District Redistricting process and should be placed for public view in Council File No. 20-0668-S6.

On November 5th, 2021, the Ad Hoc Redistricting Commission approved a draft redistricting plan to be considered by the Los Angeles City Council on **Tuesday, November 9, 2021, at 10 AM.**

The Los Angeles City Council will also be considering Public Testimony for the Draft Maps on **Wednesday, November 10th, 2021 at 2:15 PM** and **Tuesday, November 23rd, 2021.**

The Los Angeles Unified School District draft redistricting plan has been placed online via the following link: <https://redistricting2021.lacity.org/AdhocLAUSD/index.html>

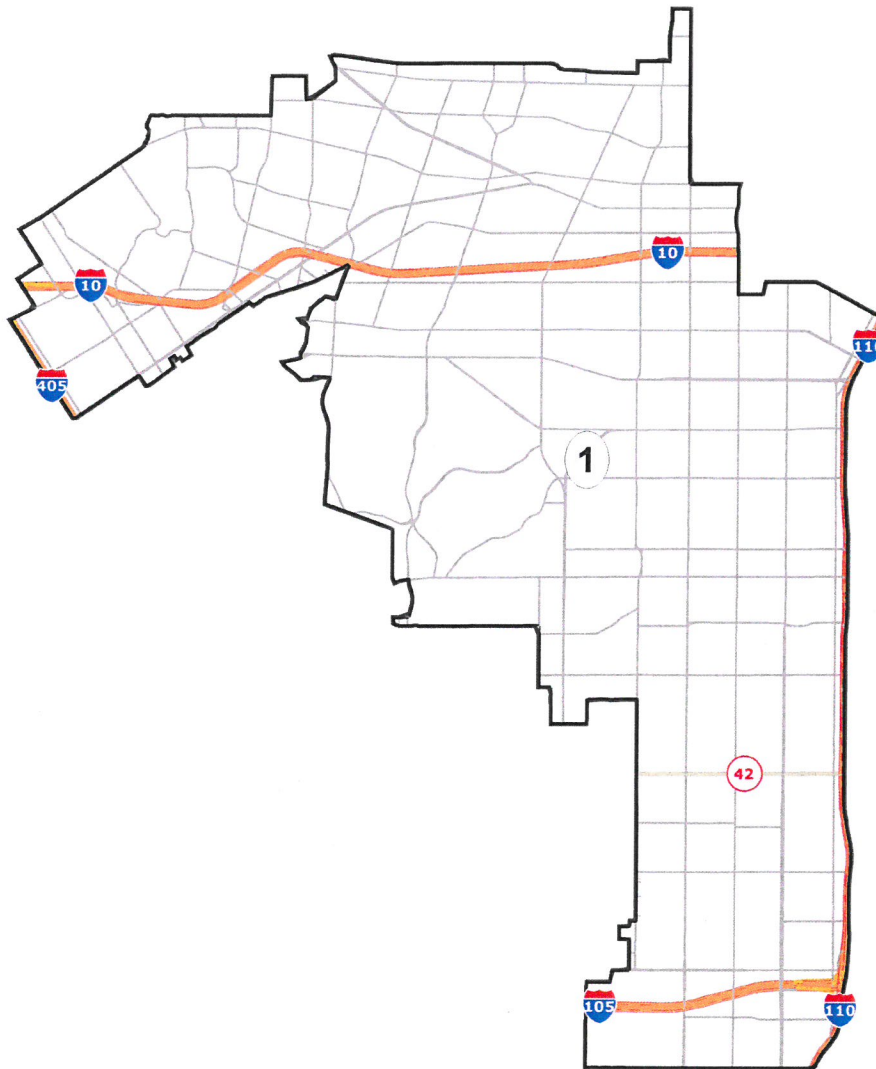
Additionally, please attach to the Council File the following draft maps for the LAUSD School Board Districts, as recommended by the Ad Hoc Redistricting Committee on November 5th, 2021.

Please inform us when this memo has been posted to the Council File. If there are any concerns regarding this request, please let us know.



Steve Luu
Analyst

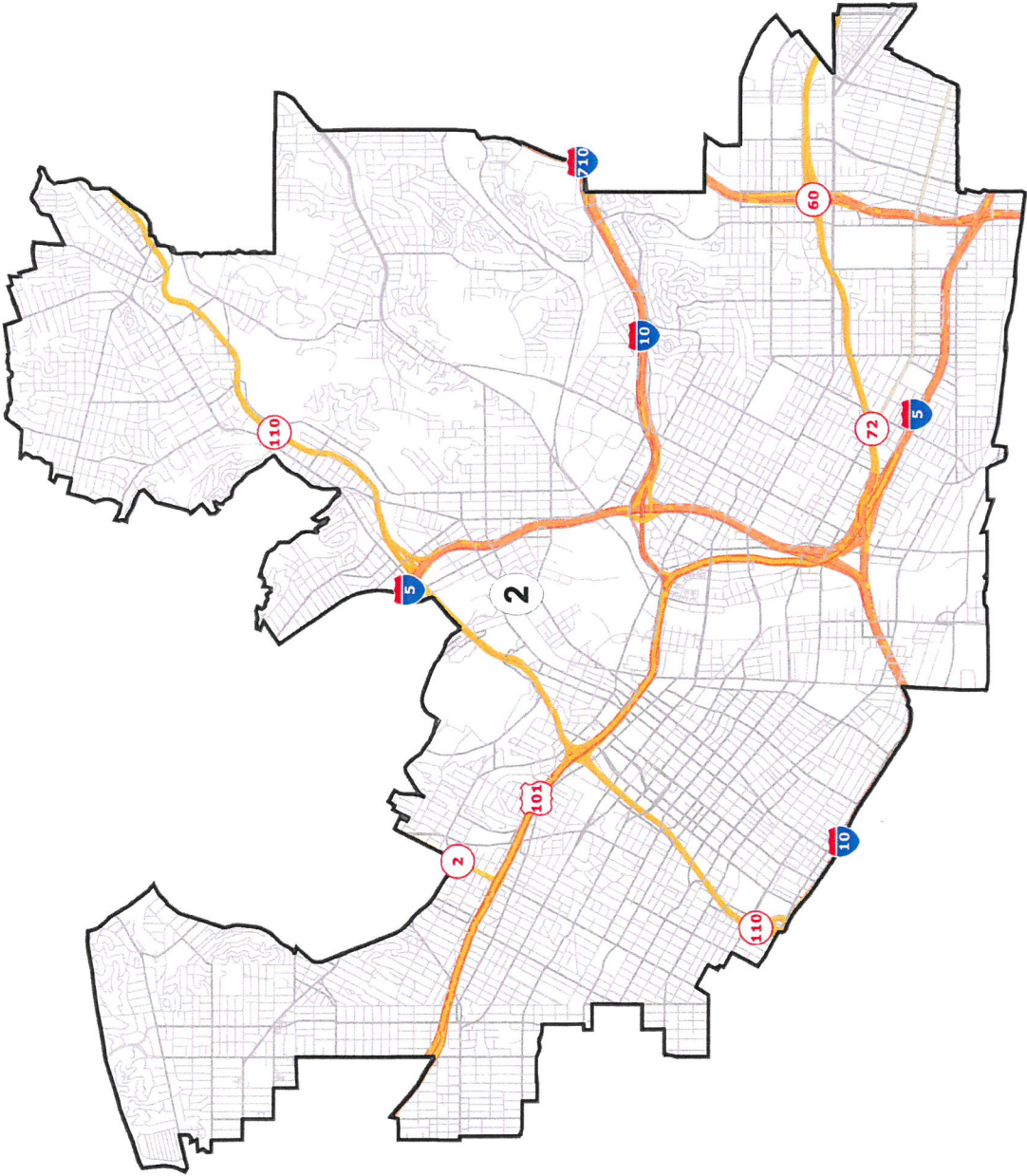
District: 1



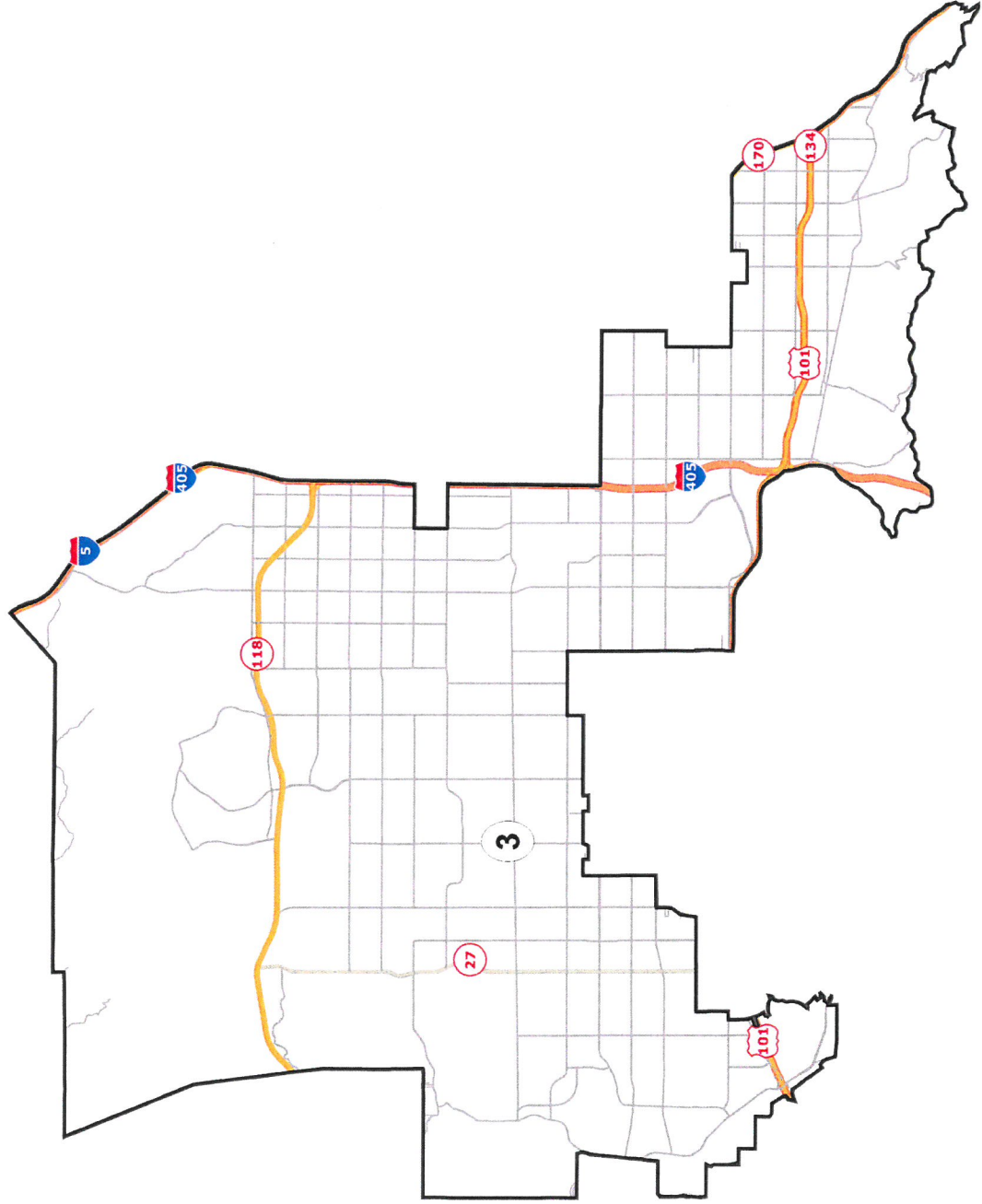
Field	Value
District	1
Population_B20	647874
Deviation	-18,147
% Deviation	-2.72%
% LATPOP_B20	45.14%
% WHIPOP_B20	15.06%
% BLAPOP_B20	27.43%
% ASIPOP_B20	9.17%
% LATVAP_B20	41.82%
% WHIVAP_B20	16.33%
% BLAVAP_B20	28.44%
% ASIVAP_B20	10.24%
% lcvap_D19	31.46%
% wcvap_D19	18.79%
% bcvap_D19	39.6%
% acvap_D19	8.8%
% aocvap_D19	1.36%
% ssnreg	26.26%
% asnreg	5.79%
% nereg	67.95%
% ssnvot	26.19%
% asnvot	6.13%
% nevot	67.68%
% inc_lt35k	36.04%
% inc_35_75K	28.56%
% inc_75_150K	23.63%
% inc_150plus	11.77%
% ed_nhd	24.34%
% ed_ncd	41%
% ed_cd	34.66%
% oh_own	33.13%
% oh_rent	66.87%
% lh_english	47.07%
% lh_spanish	42%
% lh_asianIng	6.12%
% lh_othIng	4.8%
% pov_below	20.71%
% emp_unemp	6.72%
% emp_civ_emp	93.24%
% emp_military	0.04%

District: 2

Field	Value
District	2
Population_B20	640891
Deviation	-25,130
% Deviation	-3.77%
% LATPOP_B20	64.51%
% WHIPOP_B20	14.55%
% BLAPOP_B20	4.84%
% ASIPOP_B20	14.18%
% LATVAP_B20	60.52%
% WHIVAP_B20	16.56%
% BLAVAP_B20	5.34%
% ASIVAP_B20	15.74%
% lcvap_D19	55.16%
% wcvap_D19	20.51%
% bcvap_D19	6.94%
% acvap_D19	16.16%
% aocvap_D19	1.17%
% ssnreg	50.78%
% asnreg	10.11%
% nereg	39.12%
% ssnvot	49.64%
% asnvot	10.23%
% nevot	40.13%
% inc_lt35k	38.48%
% inc_35_75K	29.26%
% inc_75_150K	22.57%
% inc_150plus	9.69%
% ed_nhd	33.56%
% ed_ncd	35.07%
% ed_cd	31.37%
% oh_own	21.53%
% oh_rent	78.47%
% lh_english	26.73%
% lh_spanish	59.52%
% lh_asianling	11.08%



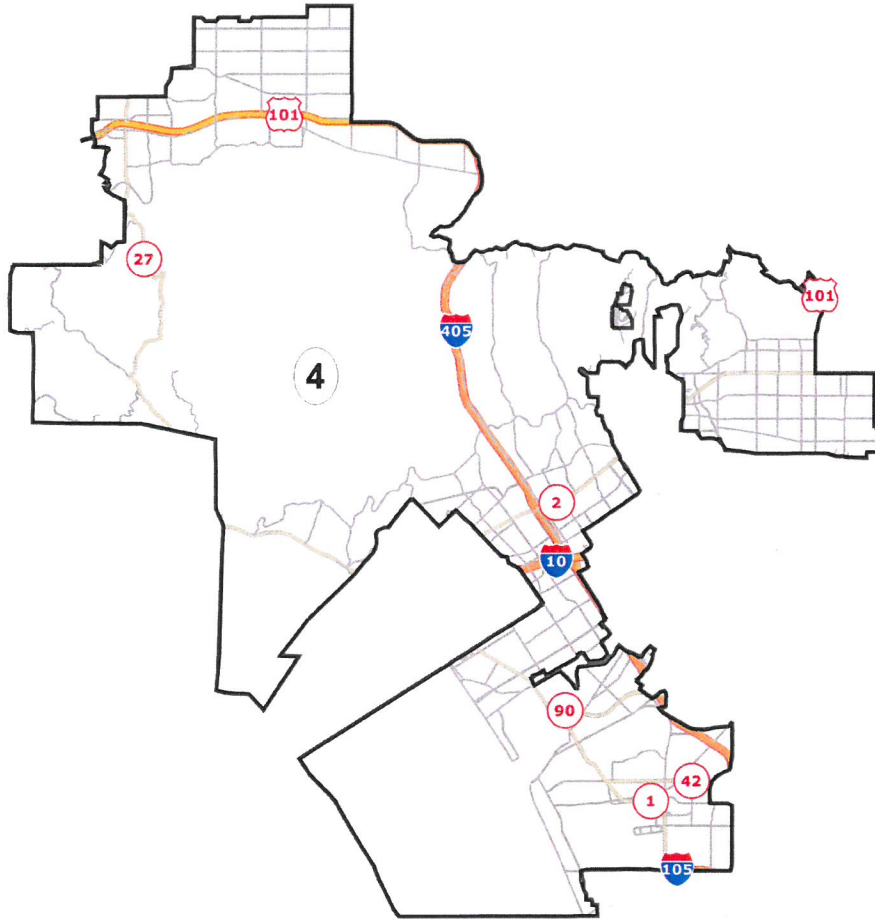
District: 3



©2020 HERE

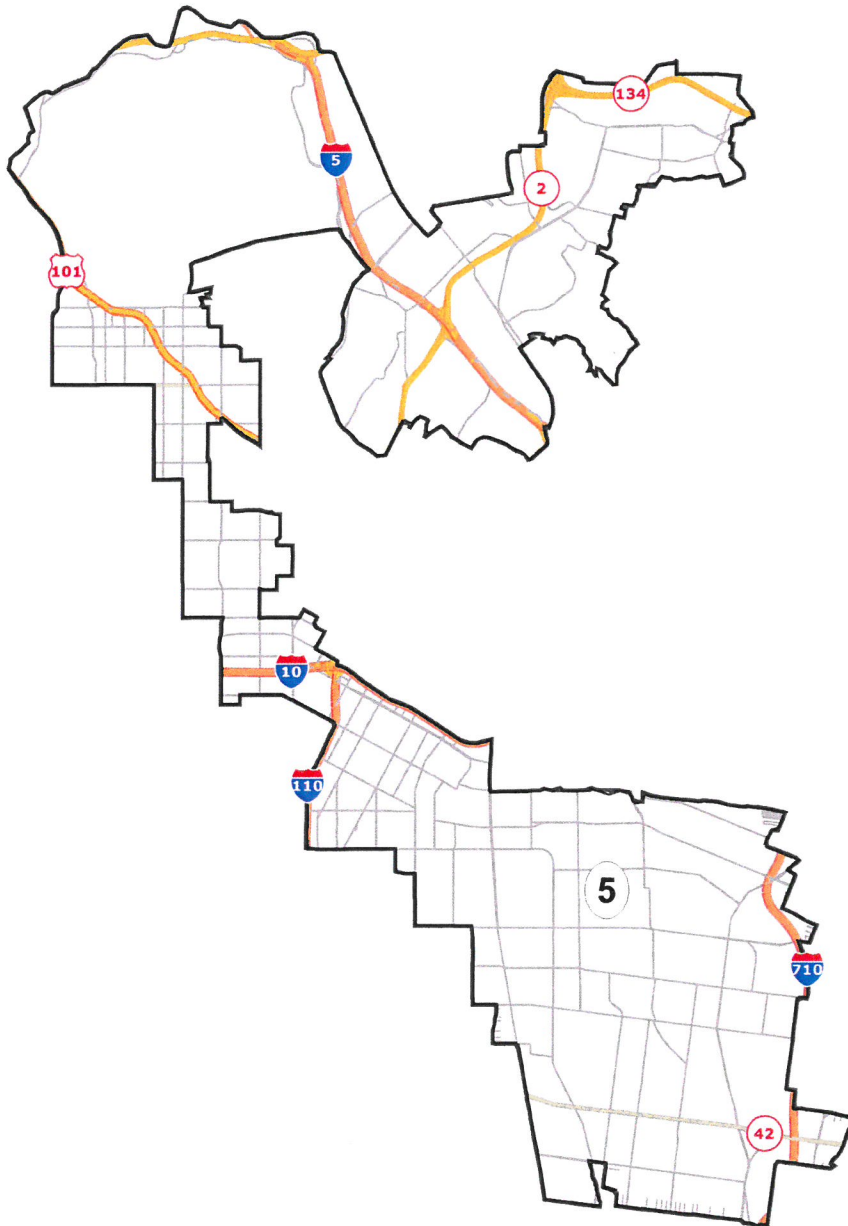
Field	Value
District	3
Population_B20	675018
Deviation	8,997
% Deviation	1.35%
% LATPOP_B20	34.6%
% WHIPOP_B20	41.92%
% BLAPOP_B20	5.33%
% ASIPOP_B20	15.47%
% LATVAP_B20	32.01%
% WHIVAP_B20	44.54%
% BLAVAP_B20	5.38%
% ASIVAP_B20	15.58%
% lcvap_D19	26.31%
% wcvap_D19	52.55%
% bcvap_D19	6.07%
% acvap_D19	13.9%
% aocvap_D19	1.16%
% ssnreg	22.88%
% asnreg	8.66%
% nereg	68.46%
% ssnvot	21.7%
% asnvot	8.58%
% nevot	69.72%
% inc_lt35k	21.86%
% inc_35_75K	25.21%
% inc_75_150K	30.32%
% inc_150plus	22.61%
% ed_nhd	13.1%
% ed_ncd	38.01%
% ed_cd	48.89%
% oh_own	49.75%
% oh_rent	50.25%
% lh_english	49.97%
% lh_spanish	27.92%
% lh_asianlng	8.75%

District: 4



Field	Value
District	4
Population_B20	705231
Deviation	39,210
% Deviation	5.89%
% LATPOP_B20	17.69%
% WHIPOP_B20	59.2%
% BLAPOP_B20	5%
% ASIPOP_B20	14.96%
% LATVAP_B20	16.54%
% WHIVAP_B20	60.54%
% BLAVAP_B20	5%
% ASIVAP_B20	14.97%
% lcvap_D19	14.63%
% wcvap_D19	66.04%
% bcvap_D19	5.6%
% acvap_D19	12.53%
% aocvap_D19	1.23%
% ssereg	11.11%
% asereg	7.39%
% nereg	81.5%
% ssnvot	10.61%
% asnvot	7.34%
% nevot	82.05%
% inc_lt35k	21.11%
% inc_35_75K	21.05%
% inc_75_150K	28.01%
% inc_150plus	29.84%
% ed_nhd	6.66%
% ed_ncd	27.41%
% ed_cd	65.93%
% oh_own	41.08%
% oh_rent	58.92%
% lh_english	62.71%
% lh_spanish	14.3%
% lh_asianlng	7.46%
% lh_othlng	15.52%
% pov_below	11.63%
% emp_unemp	5.48%
% emp_civ_emp	94.41%
% emp_military	0.11%

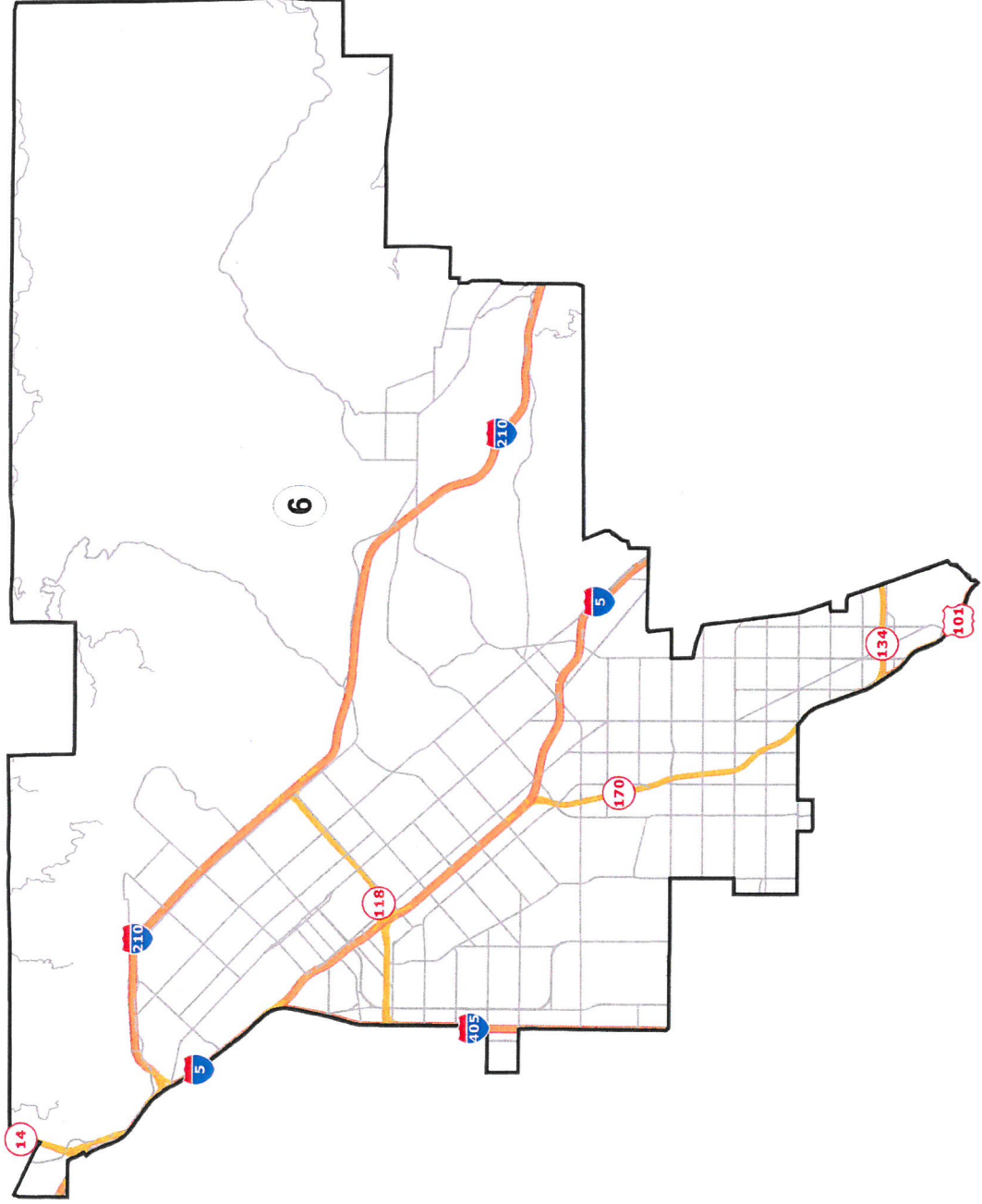
District: 5



©2020 HERE

Field	Value
District	5
Population_B20	664748
Deviation	-1,273
% Deviation	-0.19%
% LATPOP_B20	69.07%
% WHIPOP_B20	14.4%
% BLAPOP_B20	3.83%
% ASIPOP_B20	11.05%
% LATVAP_B20	65.39%
% WHIVAP_B20	16.45%
% BLAVAP_B20	4.16%
% ASIVAP_B20	12.44%
% lcvap_D19	58.77%
% wcvap_D19	21.57%
% bcvap_D19	5.39%
% acvap_D19	13%
% aocvap_D19	1.24%
% ssnreg	53.08%
% asnreg	7.77%
% nereg	39.15%
% ssnvot	51.94%
% asnvot	7.98%
% nevot	40.08%
% inc_lt35k	36.49%
% inc_35_75K	32.03%
% inc_75_150K	22%
% inc_150plus	9.49%
% ed_nhd	35.41%
% ed_ncd	35.9%
% ed_cd	28.69%
% oh_own	25.73%
% oh_rent	74.27%
% lh_english	22.01%
% lh_spanish	65.89%
% lh_asianIng	8.58%
% lh_othIng	3.52%
% pov_below	21.84%
% emp_unemp	7.37%
% emp_civ_emp	92.61%
% emp_military	0.03%

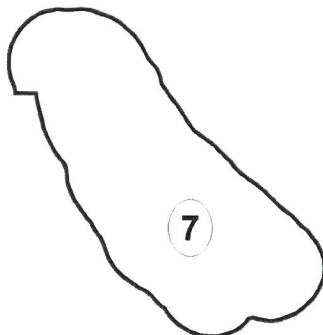
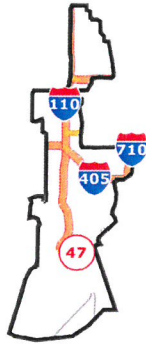
District: 6



©2020 HERE

Field	Value
District	6
Population_B20	669918
Deviation	3,897
% Deviation	0.59%
% LATPOP_B20	63.49%
% WHIPOP_B20	22.66%
% BLAPOP_B20	3.69%
% ASIPOP_B20	8.36%
% LATVAP_B20	60.25%
% WHIVAP_B20	24.87%
% BLAVAP_B20	3.99%
% ASIVAP_B20	9.14%
% lcvap_D19	53.6%
% wcvap_D19	31.2%
% bcvap_D19	5%
% acvap_D19	9.3%
% aocvap_D19	0.91%
% ssnreg	50.42%
% asnreg	5.16%
% nereg	44.42%
% ssnvot	49.61%
% asnvot	5.44%
% nevot	44.95%
% inc_lt35k	30.71%
% inc_35_75K	29.85%
% inc_75_150K	27.88%
% inc_150plus	11.55%
% ed_nhd	28.54%
% ed_ncd	43%
% ed_cd	28.46%
% oh_own	45.05%
% oh_rent	54.95%
% lh_english	28.89%
% lh_spanish	56.69%
% lh_asianIng	5.73%

District: 7



©2020 HERE

Field	Value
District	7
Population_B20	658469
Deviation	-7,552
% Deviation	-1.13%
% LATPOP_B20	60.83%
% WHIPOP_B20	9.93%
% BLAPOP_B20	14.94%
% ASIPOP_B20	11.64%
% LATVAP_B20	57.22%
% WHIVAP_B20	11.61%
% BLAVAP_B20	15.34%
% ASIVAP_B20	13.2%
% lcvap_D19	48.43%
% wcvap_D19	15.47%
% bcvap_D19	20.61%
% acvap_D19	13.44%
% aocvap_D19	2.03%
% ssnreg	43.43%
% asnreg	7.84%
% nereg	48.72%
% ssnvot	42.89%
% asnvot	8.7%
% nevot	48.41%
% inc_lt35k	32.53%
% inc_35_75K	30.3%
% inc_75_150K	25.63%
% inc_150plus	11.53%
% ed_nhd	31.11%
% ed_ncd	43.38%
% ed_cd	25.5%
% oh_own	45.79%
% oh_rent	54.21%
% lh_english	35.9%
% lh_spanish	53.77%
% lh_asianIng	8.12%
% lh_othIng	2.22%
% pov_below	20.31%
% emp_unemp	6.89%
% emp_civ_emp	92.91%
% emp_military	0.2%